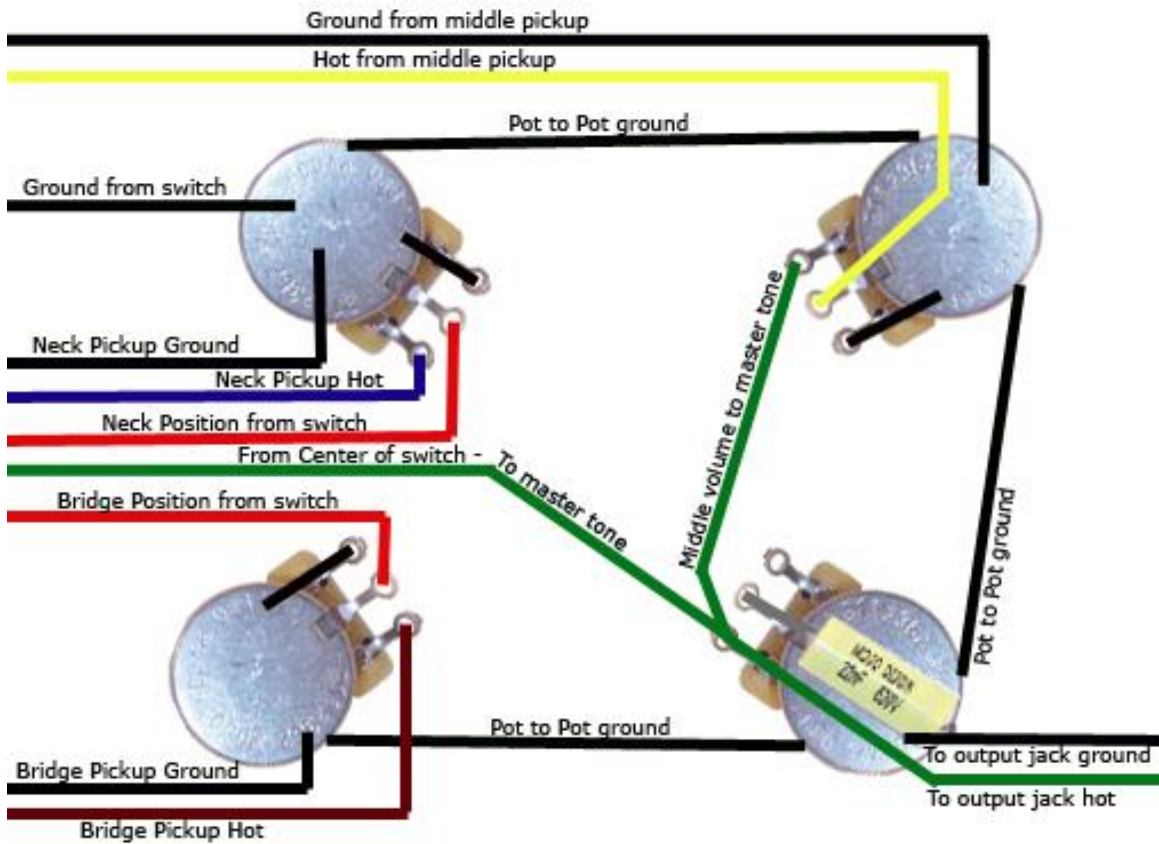



Standard SG 3 Pickup Wiring

The green wire in the schematic below represents the white wire included in our kits. The “Pot to Pot” ground can either be connected by an insulated wire or a solid, tinned copper wire. (Note: If using a universal ground by way of conductive paint or a conductive material that completely lines the cavity of the guitar than the “Pot to Pot” ground is not necessary but first test the conductivity of the material with an ohm meter.)




Switchcraft 3-way L switch diagram

The green wire in the schematic below represents the white wire included in our kits. The first view is straight down on the bottom of the switch, the same way you would be looking at it for the back once it was installed.



This next view is looking at the switch from the side pointing down as if going through the guitar in a face down position. Look at the output jack hot and ground wire placements and compare them with the same connections in the picture above.



The colors and hookups in this diagram correspond with our Les Paul wiring kits and schematics.